

## ORGANIC KIDS SCHOOL, PATNA

1B-14, NEW PATLIPUTRA COLONY, PATNA 800013 [www.organickids.in](http://www.organickids.in)

NAME OF THE STUDENT: - .....

GRADE: - NURSERY

**“A child’s greatest achievements are possible in play, achievements that tomorrow will become her basic level of real action.”- LEV S. VYGOTSKY**

Dear .....

Month of May brought long, hot days,  
And now we have our summer holidays

Summer holidays mean no to school,  
Waking up late with no set rule.

Playing and talking and watching cartoon,  
Fun continues till the end of June.

Beautiful time comes once in a year,  
Summer holidays are best days ever.



So have loads of fun, play indoor games, meet relatives and friends, go out for picnics and walks in the evenings, eat lot of fruits and drink plenty of juices, splash around in the pool, watch your favourite cartoon and read stories every day.....

**It is great to relax but do try and remember to:**

- Follow a routine
- Play outdoors every evening
- Learn new songs and rhymes
- Play games such as hide and seek, I spy with my little eye.
- Spend time with grandparents and cousins
- Eat well
- Sleep well
- We have prepared your Home work in a way that makes holidays even more enjoyable for you. The fun filled activities given to you will surely be the page turners!
- Above all, now is the time you can show your parents how much you love them. So, help Mamma with daily chores, help Daddy while cleaning the car, watering the plants.

Though we will miss you and your chatter and laughter definitely, we wish you a  
**HAPPY AND HAPPENING SUMMER BREAK!!!**

Enjoy and take care of yourself!

With Love

Class Teacher

**FUN SHEET 1**

**"Cleanliness is next to Godliness"**

**Instructions**

- Start your day with a refreshing bath....
- How did you take the bath? With a bucket / shower. Draw it.
- Draw the things that you used during your bath.


A large, empty rectangular box with a thin black border, intended for the student to draw their bath and the items used.

**FUN SHEET-2**

**"Number of buttons on my Shirt"**

**Instructions**

- Count the number of buttons on your shirt that you are wearing today.
- Practice buttoning your shirt independently for a week.
- Make a shirt using origami.
- Paste it in the box below.
- Draw as many buttons as you counted on this shirt.



## FUN SHEET 3

"Know yourself better"**Instructions**

- Go and stand in front of the mirror.
- Recite the rhyme which is mentioned below:

*When I look in a mirror I see my face.*

*And all of its parts are in their place.*

*I see 2 little ears and one little nose.*

*I see 2 little eyes and 1 little mouth.*

*When I look in the mirror what do I see?*

*A wonderful and special me!*

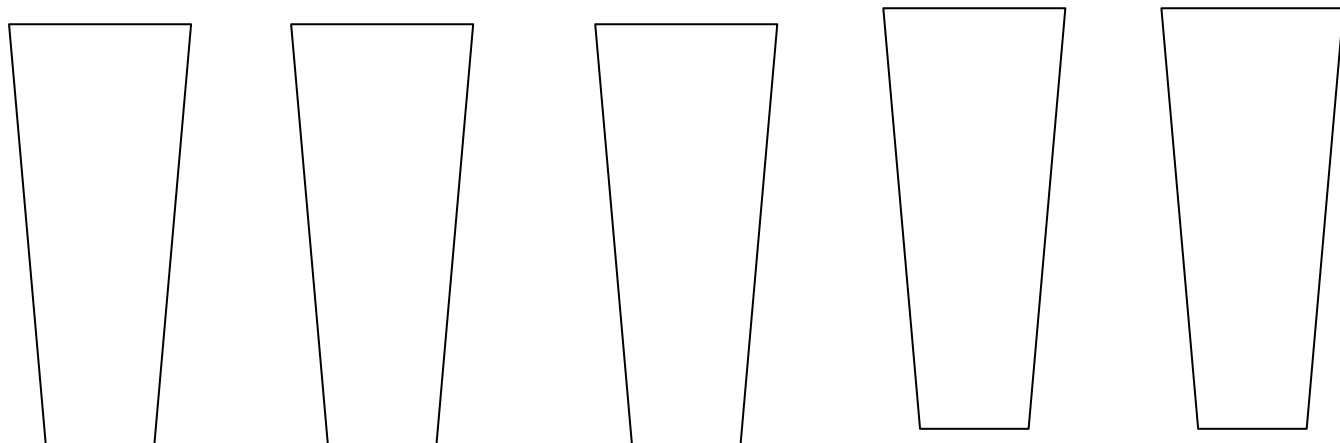
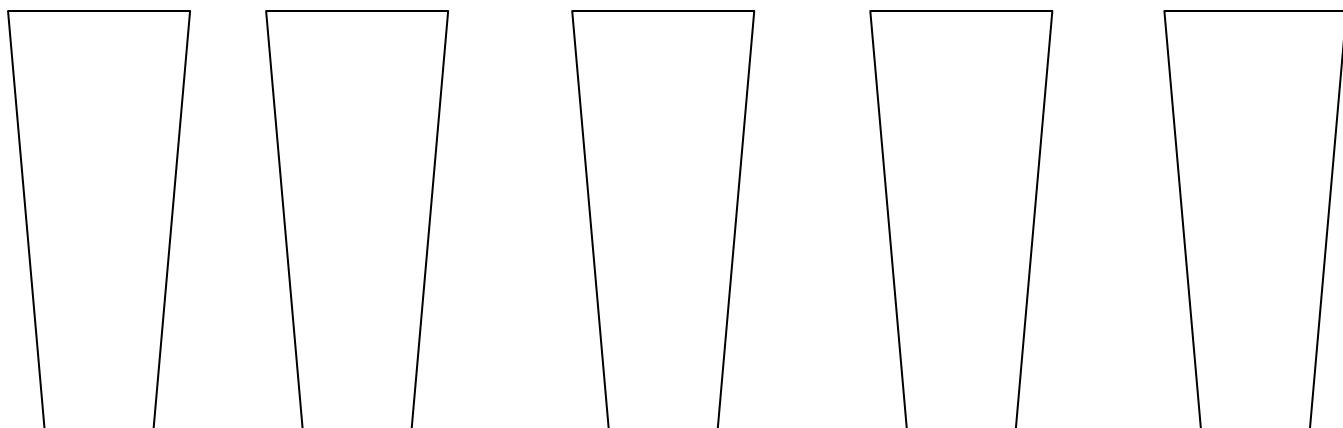
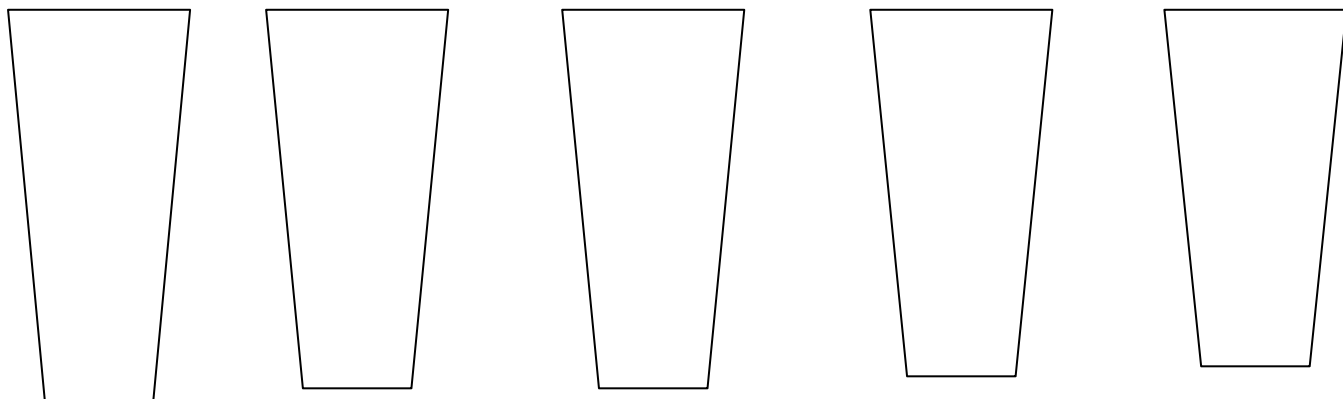
*(Give yourself a hug!)*



**FUN SHEET4**

You must drink at least 8-10 glasses of water every day.

Colour as many glasses of water as you had today in blue.

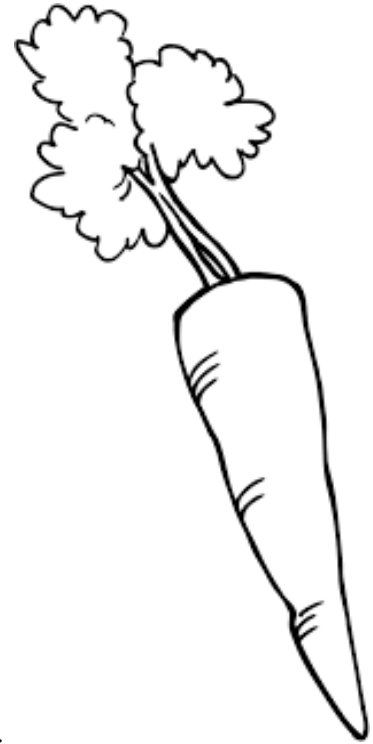
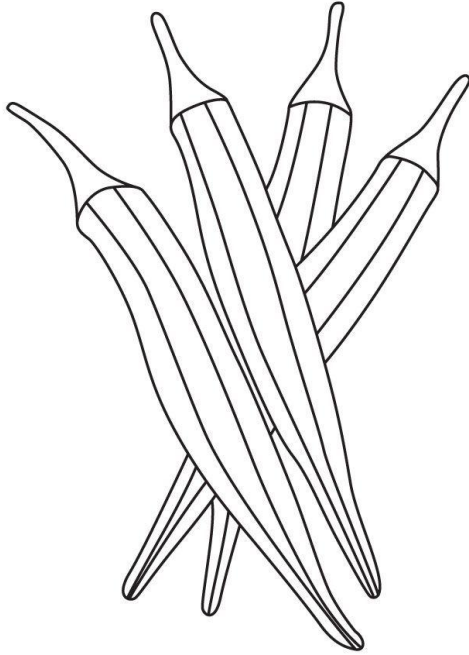


**FUN SHEET 6**

**Instructions**


Identify and colour the green vegetables.

LADY FINGER



A.      Date : .....      Teacher's Signature : .....

B.



C.

D.

SIGNATURE OF THE PARENT: - ..... TEACHER'S SIGN: - .....

DATE: - .....