

ORGANIC KIDS SCHOOL

1B-14, NEW PATLIPUTRA COLONY, PATNA 800013. [www.organickids.in](http://www.organickids.in)

NAME: - .....

GRADE: - LKG

**“A child’s greatest achievements are possible in play, achievements that tomorrow will become her basic level of real action.”- LEV S. VYGOTSKY**

Dear .....

Month of May brought long, hot days,  
And now we have our summer holidays

Summer holidays mean no to school,  
Waking up late with no set rule.

Playing and talking and watching cartoon,  
Fun continues till the end of June.

Beautiful time comes once in a year,  
Summer holidays are best days ever.



So have loads of fun, play indoor games, meet relatives and friends, go out for picnics and walks in the evenings, eat lot of fruits and drink plenty of juices, splash around in the pool, watch your favourite cartoon and read stories every day.....

It is great to relax but do try and remember to:

- Follow a routine
- Play outdoors every evening
- Learn new songs and rhymes
- Play games such as hide and seek, I spy with my little eye.
- Spend time with grandparents and cousins
- Eat well
- Sleep well
- We have prepared your Home work in a way that makes holidays even more enjoyable for you. The fun filled activities given to you will surely be the page turners!
- Above all, now is the time you can show your parents how much you love them. So, help Mamma with daily chores, help Daddy while cleaning the car, watering the plants.

Though we will miss you and your chatter and laughter definitely, we wish you a  
**HAPPY AND HAPPENING SUMMER BREAK!!!**

Enjoy and take care of yourself!

With Love  
Class Teacher

ACTIVITY#1


WRITE THE MISSING BEGINNING LETTER.




.....OG




.....EBRA



.....ISH



.....ION



.....UN




.....UT

ACTIVITY#2


WRITE NUMBERS FROM 1 TO 25.


ACTIVITY#3

CHANGE THE FIRST LETTER TO MAKE A NEW WORD.




MOUSE




BUG



.....OUSE



.....UG



HEN



FROG






.....EN






.....OG

ACTIVITY#4

COLOUR THE OBJECT THAT WOULD BE HEAVIER.



COLOUR THE OBJECT THAT WOULD BE LIGHTER.



ACTIVITY#5

"Know yourself better"

**Instructions**

- Go and stand in front of the mirror.
- Recite the rhyme which is mentioned below:

*When I look in a mirror I see my face.*

*And all of its parts are in their place.*

*I see 2 little ears and one little nose.*

*I see 2 little eyes and 1 little mouth.*

*When I look in the mirror what do I see?*

*A wonderful and special me!*

*(Give yourself a hug!)*



SIGNATURE OF THE PARENT: - ..... TEACHER'S SIGNATURE:- .....

DATE:-.....